

Clicking to the Bank

How to use click-for-traffic programs to generate high quality traffic that converts

Last updated: May 2014
Yahia Maghraby
1920 Yonge St., 2nd floor
Toronto, Canada

Table of Contents

License.....	3
Disclaimer	4
Introduction.....	5
What are click-for-traffic programs.....	6
What else is like traffic exchange programs.....	7
Why you're not making enough money, if at all, with click-for-traffic programs.....	8
The correct way to use traffic exchange programs and similar web services.....	9
A case study.	11
Building your most important business asset on traffic exchange programs and similar web services. .	15
Why build a list?.....	15
How to build a list.....	16
Codes:.....	17
Autoplaying youtube video:.....	17

License

You are free to share this file the way it is by using legal and ethical methods. You can share it on social media, send it to your contacts via email, market it to your own list, blog about it, tweet it ... etc. And of course you can use the information packed in this document to build your own business and make money.

You can link to the download page or share the file itself if you want. It's better to share the download page though.

But you can **not** spam with it via email, blog comments, social media etc. You can **not** sell it (you can only give it away for free). You can **not** change it in any way. You can **not** put your name on it (this is **not** a PLR you know).

You can **not** copy this material, partly or entirely, to any kind of media and claim authorship of it. Examples are your blog, website, your emails to your list. Just examples. Do not plagiarize it. OK?

Disclaimer

THIS DIGITAL EBOOK IS FOR INFORMATIONAL PURPOSES ONLY. WHILE EVERY ATTEMPT HAS BEEN MADE TO VERIFY THE INFORMATION PROVIDED IN THIS REPORT, NEITHER THE AUTHOR, PUBLISHER NOR THE MARKETER ASSUME ANY RESPONSIBILITY FOR ERRORS OR OMISSIONS. ANY SLIGHTS OF PEOPLE OR ORGANIZATIONS ARE UNINTENTIONAL AND THE DEVELOPMENT OF THIS EBOOK IS BONA FIDE. THE PRODUCER AND MARKETER HAVE NO INTENTION WHATSOEVER TO CONVEY ANY IDEA AFFECTING THE REPUTATION OF ANY PERSON OR BUSINESS ENTERPRISE. THE TRADEMARKS, SCREEN-SHOTS, WEBSITE LINKS, PRODUCTS AND SERVICES MENTIONED IN THIS EBOOK ARE COPYRIGHTED BY THEIR RESPECTIVE OWNERS. THIS EBOOK HAS BEEN DISTRIBUTED WITH THE UNDERSTANDING THAT WE ARE NOT ENGAGED IN RENDERING TECHNICAL, LEGAL, MEDICAL, ACCOUNTING OR OTHER PROFESSIONAL ADVICE. WE DO NOT GIVE ANY KIND OF GUARANTEE ABOUT THE ACCURACY OF INFORMATION PROVIDED. IN NO EVENT WILL THE AUTHOR AND/OR MARKETER BE LIABLE FOR ANY DIRECT, INDIRECT, INCIDENTAL, CONSEQUENTIAL OR OTHER LOSS OR DAMAGE ARISING OUT OF THE USE OF THE INFORMATION IN THIS DOCUMENT BY ANY PERSON, REGARDLESS OF WHETHER OR NOT INFORMED OF THE POSSIBILITY OF DAMAGES IN ADVANCE. THANK YOU FOR YOUR ATTENTION TO THIS MESSAGE.

Introduction

The purpose of this document is to help thousands of people who are using a group of web services I collectively like to refer to as click-for-traffic programs. The users are typically new home based business seekers who were told by their referrals (or teams) to use this source of “free traffic” if they don't have money to spend on paid traffic.

The big lie here is the word “traffic”. These programs are not a source of traffic at all. And there's a reason main stream sites black-listed them and their users. If you've used traffic exchange programs, safe lists, or text ad exchanges for a while you'll know what I mean when you think of how much time you spent collecting advertising credit vs. how many leads/how much money you've made from your efforts.

This is one part of the picture. The big picture isn't that dark. The users of this kind of traffic are still humans, and they have the potential of being customers/leads if you know how to approach them.

In the following few pages you'll learn, and see the proof of efficiency, about the best way to build a business around these programs. So go ahead and read through, it's not too long and you can finish it in like half an hour and start planning your business on better bases of understanding your audience.

Enjoy :-)

Yahia

What are click-for-traffic programs

Before you can make money with click-for-traffic programs you need to know how they really work.

First traffic exchange programs are membership sites that allow you to rotate your website to other members and in return you visit those other members' websites. This is what it is.

What they are not, by all means, being a source of traffic. You can consider them anything other than a source of traffic. The visitors you get from those sites are not interested in the content of your website. They are only interested in the credit they'll earn from visiting your website, that they'll use in having you and other members to visit theirs.

You shouldn't expect any return on your investment of time or money (if you upgrade or purchase credit instead of clicking your life away) if you use traffic exchange programs this way. It's like a mindless zombie visited your website.

And guess what ... if your website is a replica given to you by a network marketing company or any kind of so called business opportunity the odds are that everyone in the traffic exchange community has already decided whether or not to join this company. Your website is not going to change their mind just for getting them to see it one more time!

Traffic exchange is not one of a kind so called free traffic generation method. There are other members of the same click-for-traffic sort of web services.

What else is like traffic exchange programs

We have safe lists and text ad websites. They both work more or less the same way. You sign up to receive emails from other members of the safe-list or text ad program and in return they'll receive your emails, either in the form of a safe-list email or a solo ad.

Name it whatever you want. The technique is the same. You read their emails and click the credit link, accumulate enough credit, then log in your account to use this credit to send an email or solo ad to the rest of the members.

The concept of traffic exchange applies here as well. The members of these web services are not interested in your website content. They are interested in the credit they'll earn from clicking the link in the email and nothing more.

From personal experience safe lists give a little higher quality of visits to your site than traffic exchange because you have two chances to deliver your message; one in the email itself, and the other is on the website.

Also based on my personal experience solo ads give the best quality of traffic when it comes to this category of click-for-traffic web services. And that's because the members don't receive that many solo ads compared to safe-list emails. Also safe lists are considered old fashioned compared to text ad websites (that you can use to send those solo ads I mentioned above), hence the former's audience might not be as fresh and responsive as the latter's.

Why you're not making enough money, if at all, with click-for-traffic programs

As I mentioned above the quality of this kind of clicked-for traffic is extremely low. I like to call it zombie-traffic. Besides being mindless while viewing those pages or clicking the credit links, those members are not able, or willing, to pay for anything.

That's why they're using click-for-traffic web services to get the free traffic instead of paying for advertising or building a flow of organic search engine and social media traffic.

So if you've been trying to get other traffic exchange members to buy something from your website or join your paid program just by showing them the same page they've seen hundreds or thousands of times before ... you can forget it.

The main reason you're not making any money using traffic exchange programs and similar web services is that you were told they give you “free traffic”.

This is the biggest lie you've ever heard when you opted to learn how to make money from home or online.

Traffic exchange programs, safe lists, and text ads programs are NOT a source of traffic. Forget this concept of “free traffic” first before you can benefit from the rest of this material.

The correct way to use traffic exchange programs and similar web services

The correct way to use traffic exchange programs and similar click-for-traffic services is to think of them as “free advertising” ... not a source of traffic.

And no, they're not the same.

When you see a banner on a website and click it to go to another website, you just responded to an advertisement.

When you click on a link in a text “ad by Google” on the side or in a 300x250 box inserted in the article you're reading on a blog, you just responded to an advertisement.

When you use Google to find out more about something, and click on one of the top results with the yellow label “ad” instead of scrolling down to the organic search results, you just responded to an advertisement.

In the above three examples there is an “advertiser” who placed that “advertisement” on the website you visited. You, the user, paid attention to the message in the advertisement and decided you want to know more. And to do that you had to click on the advertisement to get to the advertised website so that you learn more about the advertised message.

Now I want you to treat traffic exchanges, safe lists, and text ads exchange programs the same way.

Think of them as a medium to show your message to some eyeballs.

And like any advertisement your message should be brief, attention grabbing, and calling to action in as obvious fashion as possible.

So in order to succeed in making money with click-for-traffic kind of web services you need to learn how to be a good advertiser. Learn how to deliver your message in an interesting way, how to get the most clicks on your ads, and learn how to optimize your landing pages for maximum conversion (of

visitors into buyers or paid members).

That's pretty much it in terms of the concepts. Now it's time for some details with a case study.

In order to get your fellow click-for-traffic members to make you money you need to do the following:

1. Build a squeeze page. On that page offer something they want and give them a link to go get it. That's it. Make your message brief enough to fit in the area of your website that shows in the frame of a traffic exchange or safe-list rotator. A big headline with a few words to grab the attention, followed by a few bullet point details (or a video if possible), then a call to action button or visible link is all what you need. If you can also put a personal picture of yours to give your audience another reason to click on your link that would be better.
2. The call to action button or link should open in a new tab. That could lead to another page that you built to warm up your visitors to accept your business opportunity (and from that page you link to the website the company gave you), or link straight to the company's website (your replica site) if you think you've done enough warm up job on the squeeze page.

That's it, you're done.

Now let's dissect this simple modification of your regular way to use click-for-traffic services.

First of all the purpose of the squeeze page is to “interrupt their pattern”. It's like a wake up call. Make other users wake up from their “zombie” mode and pay attention to your message.

You can do that with colors, graphics, or better yet, use audio/video. An audio/video will grab their attention no matter what. As you might be aware you're not the only one who does “tab-surfing”, aren't you?

If your new to this, tab surfing is to open multiple traffic exchange surfing links in multiple web browsers and switch between them using the Ctrl+tab buttons in the keyboard while your right hand is on the mouse ready to click the “next” link or icon.

Also with emails, no one waits for the counter to go down to zero. A typical user clicks the link in one email that opens in a new tab then switches back to their email account to click the next credit link.

That's why an audio/video will grab their attention if they have their speakers on. If not, if they get to your splash page before they click next or close the tab their pattern will be interrupted by the motion in the video.

In both cases you got them out of the zombie mode and grabbed their attention. If they are interested in your offer chances are they're going to click on your link to go out of the clicking task and read your message.

A case study.

On the warrior forum there's a market place for info product in the Internet marketing niche called WSOs or warrior forum special offers. The market place itself is called warrior plus. As an affiliate I can apply for any of these products and promote to my list.

I did the experiment with these offers over and over and every time I get some sales from the dead low quality click-for-traffic by interrupting their pattern and driving them to the sales page.

The case study here is a product that shows you how to get to the first page of Google search results within hours of building that “page” that you want to rank. It's a good technique and is valid until the time of writing this material. [Click here](#) to check it out.

What I did is that I built a simple page with a headline that tells all what I wanted, a YouTube video made by the author of the product (the empty space in the picture below), and a flashy button that I made with the free software gimp (the red rectangle on the right side of the screen shot below). I uploaded this page to one of my dead websites and rotated that page in those click-for-traffic services.

You're not going to need a sophisticated hosting, the cheapest one will do. [Click here](#) to find out which one is the cheapest right now (updated daily).

FREE Search Engine Traffic

Rank for "BUYERS" keywords in hours



Illustration 1: A screen shot of the case study landing (squeeze) page rotated on click-for-traffic services to interrupt the users' pattern and send high quality traffic to the sales page. The red rectangle to the right is the call to action button, and the large empty space is where the video is.

The result is 10 sales (see the screen shot below). Times \$11.97 that's \$119.70 minus Paypal fees. Guess what ...this pays for the hosting of all my hostgator-hosted websites for more than a year (I pay every 3 years). You can also see other tests that generated 51 sales and \$578.33 minus Paypal fees. That's more than enough to prove that it works.


Product	Hops	Sales	Hop Conv.	\$/Hop	\$/Sale	Total \$
TOTALS (27 items)	2912	51	2%	\$9.26	\$11.34	\$578.33
 Instant Email Swipefile mbsacab	460	7	2%	\$9.26	\$17.36	\$121.51
→ SEO Underdog - Outranking Authority Sites mCase	638	10	2%	\$9.19	\$11.97	\$119.70
The LinkedIn Traffic Loophole Shoplugmads	991	13	2%	\$9.17	\$7.91	\$102.80
Solo Ad Black Book mbsacab	250	6	2%	\$9.35	\$14.66	\$87.96
The Money Trigger mbsacab	121	4	2%	\$9.33	\$9.95	\$39.80

Illustration 2: My warrior plus stats during the test period showing the test product from the case study pointed to with the red arrow, the number of sales, earnings per sale, and total earnings circled in red. Blurred titles and stats are to comply with TOS of warrior plus.

Now this is high quality traffic that I delivered to the sales page, and I have more than 578 proofs that it is.

As I said, I repeated it again and again with different WSO's. Some were winners and some didn't convert on this kind of traffic. The art here is to pick an offer that interests click-for-traffic audience.

This is not the first time I use this strategy to convert this kind of otherwise worthless traffic into money. Back in 2011 I broke my right index. Most of my work at that time was “content marketing”¹. I also don't know how to type with one hand. I don't even know where the keys are so I had to stop creating content for my marketing.

That was bad because I had a family to feed and a rent to pay. So I thought maybe I can get this

¹ Content marketing is a method of Internet marketing that depends on sharing useful content to answer questions and drive warmed up traffic to the sales (or whatever action required) page. The useful content could be articles, videos, graphics, or anything you can use to answer questions that real people are asking. This kind of content is usually shared mainly on your website, then modified smaller versions are shared on other web 2.0 property like article directories, squidoo and similar sites, youtube, social media, forums, yahoo answers, and anywhere you are allowed to post content. Some marketers abused this method in the past and spammed the heck out of the web. That's why search engines are cracking down on any foot prints that lead to such manipulative actions.

The best courses that explain how to do “content marketing” currently are: [One Week Marketing](#) by Jennifer Ledbetter, and [Easy Paycheck Formula](#) by Sara Young. They use different approaches, so it is recommended to have them both.

click-for-traffic thing to work. I found an offer that looked believable enough and at the same time offers refunds for unhappy users. I created a squeeze page with just a headline, a picture of the “persona” used by the creators of this offer (I am 100% sure it's fake, but it's not my business as long as the offer is valid and legit), and a link to the offer.

I rotated that first on Traffic Swarm. I didn't have to do anything other than just setting there listening to my favorite media or my daughter singing in the background while clicking for credit.

At night I found \$49 in my account. So I decided to expand the campaign to other traffic exchanges while tracking where my sales are coming from.

The next day I made two more sales for \$98, one from Traffic Swarm and the other is from Traffic G. So I expanded to safelists and text ad exchanges. By the end of the week I had made \$296 more. Then the offer was taken down from the network and became only available to \$1000,000+/-month affiliates through one private network.


I tested it again while my index was still out of order with 3 more offers. Collectively they made me more than a \$1000. That was enough to pay for everything and spare some money for the next month.

Below are screen-shots of 3 of the landing pages I used back in 2011:

Susan's

NO SCAM System

Mother Of 2 Brings In \$2,777.87 In 7 Days From Home



[==> Click Here to Continue ...](#)

My Real Income

"Click Here Right Now to Start Making Real Money in The Next 20 Minutes!"

It's the best click you'll ever make today



We have always been sceptical of working from home but we were recommended to My Real Income by a friend and since joining we have never looked back! Our entire lifestyle has changed.

Our marriage is the happiest it's ever been and we finally got Porsche we always wanted.

Jane & Jeremy C - Scottsdale, PHX



After earning \$302 in my week and \$507 in my second I'm so pleased I made the right decision to join. I started with no computer skills let alone knowledge of working online, but as you can see from my results I picked it up pretty fast.

Shelly - Wisconsin, USA



Wow, My Real Income is incredible! I would never have thought that I could make so much money from just following these easy steps!

I'm earning more in a day than what I was earning in a week in my last job so I'm aiming to pay back my whole student loan by the end of the summer


Lindsay - Florida, USA



Got Scammed by Greedy MLMers?
Earn your money back with ...

Dr. Cooper's

Paid to "TRADE" !!!



"How I Make Thousands Every Single Month At Home On My Laptop"

If you've been looking for solid, honest work from home income, this may be EXACTLY what you've been looking for... [==> Click Here to find out ...](#)

Building your most important business asset on traffic exchange programs and similar web services

By using the same technique above you can build a cash-on-demand asset, also known as “a list”. This will take a little bit more work than the case study above, but it's worth every minute you put in it.

Now think about it seriously. You know how hard it is to grab the attention of a zombie surfer. You've spent hours of clicking (or money on buying credit) and you finally got them to snap out of it. Once this happens you'd better get their permission to continue the conversation later.

Why build a list?

They're still in the mode of clicking for traffic, and they'll only give you a glance to see what you have. Most of the time they'll continue surfing and “think about it later”. You don't want them to think about it while you're not there. Why not think about it together?

Because as you know already, this “later” doesn't happen until they see your page again. This means more clicking from you to show them your page again tomorrow, and they're still in the mode of clicking.

The best way to get them to decide on your product is to remind them after they're done clicking, probably by sending them an email to remind them while they're not zombi-ing around.

So as you see you can increase your chances of making the sale. And you can also continue the relationship you just started with them by sending them valuable information and training to get them to eagerly open your next email.

And once you have this trust built, and you have something valuable to sell to them (either your own or as an affiliate) you can share it with them knowing that they trust you and will take your recommendation seriously.

How to build a list

First decide what offer converts the best with this kind of traffic. I can tell you it's more traffic, but they also respond to blueprints, cheat-sheets, and anything that can make their use of the click-for-traffic programs more profitable. You could be a live proof of my point.

You can do the test yourself with different WSOs. Or if you don't want to pay the monthly subscription for being a warrior plus affiliate you can try jvzoo.com. Try the above method and get an idea what offer gets the best response from your audience.

After you decide on that point, start preparing your own. It could be a pdf file that you create using your laptop and a free open office software to write it down then convert it into the pdf format. You can also try to deliver your offer in the form of video training, again using your laptop and a screen capture software like camtasia (not free though).

Once your offer is ready build that squeeze page I told you about above, but this time you'll need instead of the “click here” button a lead capture form. You get that from an autoresponder.

[Click here](#) for the best and cheapest autoresponders.

Now upload the file(s) to your hosting and get the link. You can do two things now:

Either use this link as the “thank you link” or “success link” (differs according to the autoresponder you're using), get the form code, paste it on the squeeze page, save and upload,

Or

You can post that download link on a page on your website or blog and surround it with other money making links (affiliate links) or advertising and use the link to this page as the “thank you” page. The rest of the steps are the same.

You can learn more about list building from this video course:

<http://course.build-a-list.com>

Codes:

Autoplaying youtube video:

```
<object height="480" width="853"><param name="movie"
value="http://www.youtubewhateverwhatever?
version=3&hl=en_US&autoplay=1&rel=0"><param name="allowFullScreen"
value="true"><param name="allowscriptaccess" value="always">
```

```
<embed src="http://www.youtubewhateverwhatever?
version=3&hl=en\_US&autoplay=1&rel=0" type="application/x-shockwave-
flash" allowscriptaccess="always" allowfullscreen="true" height="315"
width="560"></object>
```